

PERENNIALS (SUN/PART SUN) - Page 1

DAYLILIES - Page 8

HERBS - Page 10 (Subject to Availability)

PERENNIAL (SHADE/PART SHADE) - Page 5

BERRIES - Page 9

COLD HARDINESS/CHILL HOURS - Page 12








ROSES - Page 7

FRUIT TREES - Page 10

HERB HARVESTING TIPS - Page 13

## PERENNIALS - SUN PERENNIALS - SUN PERENNIALS - SUN PERENNIALS - SUN

REQUIRE FULL AND/OR PART SUN (some may tolerate light shade)








Row	Common Name	Botanical Name	Color	Light			Ht x W	Attracts				Size	Special Information
													
A-1	Abelia, Canyon Creek	Abelia sp.	Pinkish White	X	X		3'-5' x 5'		X			3 gal	Uniquely colored evergreen to semi-evergreen with copper-fringed yellow foliage that gradually turns soft yellow, then green. Fall color is bronze with rose highlighting. Tubular blooms are small and fragrant.
A-2	Aster, Native Prairie * **	Aster oblongifolius	Lavender Blue	X	X	Lt shd	2'-3' x 3'		X			1 gal	Texas Native. Deer and rabbit resistant. Leaves are aromatic. In early autumn, foliage is covered by violet blue ray flowers surrounding a cluster of yellow disc flowers. Blooms are larger than other asters.
A-3	Barbados Cherry, Dwarf **	Malpighia glabra 'Nana'	Pink & White	X	X	Lt shd	2'-4' x 2'-3'	X	X			3 gal	Excellent for hanging baskets, bonsai, or mixed containers. Blooms are borne from late spring to fall and are followed by long-lasting 1/4" bright red fruit.
A-4	Blue Daze	Evolvulus glomeratus	Blue	X	X		1'-1.5' x 2'-3'					1 gal	Blooms open in the morning and close in the evening. They will stay open longer if given some afternoon shade. Grown in hanging baskets and containers or in the ground as a bedding plant, ground cover or trailing over a wall. Will not tolerate frost.
A-5	Blue Mist Flower	Eupatorium coelestinum	Blue	X	X		2'-3' x 2'		X	X		1 gal	Creates a soft drift of fuzzy blue button-like flowers atop attractive reddish stems. Likes moist, well drained soil.
A-6	Bromeliad, Matchstick	Aechmea gamosepala	Pink/Blue	Early a.m.	Lt shd	Fltrd shd	1.5'-2' x 1.5'-2'		X			1 gal	Produces dense spikes of purple tipped, pink "matchsticks" on sturdy upright-to-arching spikes that emerge from the center of the glossy rosettes of nearly spineless foliage.
A-7	Daisy, Cowpen * **	Verbesina encelioides	Yellow	X			5' x 3'		X	X		1 gal	Host plant to the Bordered Patch Butterfly. Also known as Golden Crownbeard. Silvery green leaves are triangular with toothed edges. Reseeds easily.

\* Plant Parts or Fruit May be Toxic if Ingested

\*\* Drought Tolerant When Established

Perennials (continued)

**PERENNIALS - SUN    PERENNIALS - SUN    PERENNIALS - SUN    PERENNIALS - SUN**  
**REQUIRE FULL AND/OR PART SUN (some may tolerate light shade)**








Row	Common Name	Botanical Name	Color	Light			Ht x W	Attracts				Size	Special Information
													
<b>A-8</b>	Cuphea, David Variety	Cuphea ignea 'David Verity'	Orange & Yellow	X	X		3' x 3'	X	X	X		2 gal	Upright & mounding with small foliage. Non-stop blooming tubular flowers from spring through frost. Keep trimmed to maintain fullness.
<b>A-9</b>	Cuphea, Bat Faced	Cuphea llavea	Red w/purple	X	X	Lt shd	1.5'-2' x 1'-1.5'	X	X			1 gal	Named for its interesting little 'bat-faced' blooms of deep purple and bright red. Dense, bright green foliage provides a perfect backdrop for the masses of colorful, nectar-rich flowers. Works well in a hanging basket.
<b>A-10</b>	Duranta, Sweet Memory	Duranta erecta 'Sweet Memory'	Purple edged in White	X	X	Lt shd	4'-6" x 3'-5'		X			1 gal	Deer resistant. Gracefully arched branches with dangling clusters of flowers edged with white. Blooms are followed by bright, golden-yellow berries. 4'-6" shrub or can be trained into a small 6'-8' 'tree.'
<b>A-11</b>	Dutchman's Pipe	Aristolochia fimbriata	Burgundy/ Yellow	X	X	Lt shd	6'-10' x 10'		X			1 gal	Groundcover or vine. Deer resistasnt. Host plant for Gold Rim Swallowtail and Pipevine Swallowtail Butterflies. The cute, little 1" long flowers resemble miniature elephant trunks and are produced along the stem all summer. In winter, the stems retreat back to the base. Moist, well-drained soil.
<b>A-12</b>	Fairy Duster, Dwarf	Calliandra emarginata	Hot Pink	X	X	Lt shd	2' to 3'	X	X			3 gal	Flowers bear a resemblance to exploding fireworks and yet display a 'powder puff' delicacy. Has upright habit and never stops blooming. Easily shaped.
<b>A-13</b>	Fig Ivy, Sandi-leaf	Ficus tikoua	n/a	X	X		6" x up to 5' in length					1 gal	Not the classic fig ivy. This one is a tough, bold, coarsely textured ground cover. Oval shaped leaves have a sandpaper texture. Carpets an area fairly rapidly. It will not climb. Plant in a container to spill over the sides for added interest.
<b>A-14</b>	Grass, Gulf Coast Muhly **	Muhlenbergia capillaris	Purple	X	X	Lt shd	1.5' to 3'		X		X	1 gal	Texas Native. Deer resistant. Grass with large, airy, much-branched seed heads up to half as long as the entire plant. The spikelets are purple. In fall, the plant takes on a feathery, deep pink hue.
<b>B-1</b>	Hibiscus, Heartleaf **	Hibiscus cardiophyllus	Coral-Red	X			2'-3' x 2'-3'	X		X		1 gal	Texas Native. Soft, velvety hear-shaped leaves. Adaptable to different soil types as long as they are well drained. Periodic tip pruning will promote more blooms and compact growth. Needs excellent drainage.

\* Plant Parts or Fruit May be Toxic if Ingested    \*\* Drought Tolerant When Established

Perennials (continued)

**PERENNIALS - SUN      PERENNIALS - SUN      PERENNIALS - SUN      PERENNIALS - SUN**

**REQUIRE FULL AND/OR PART SUN (some may tolerate light shade)**








Row	Common Name	Botanical Name	Color	Light			Ht x W	Attracts				Size	Special Information
													
<b>B-2</b>	Hibiscus, Terri's Pink	Hibiscus x paramutabilis 'Terri'	Pink	X	X		4'-6' x 4'-6'	X		X		3 gal	Non-stop bloomer of 6" bright pink flowers spring to November. Attractive maple-type foliage continues to look great into fall. Does not produce seed pods.
<b>B-3</b>	Honeysuckle, Mexican **	Justicia spicigera	Orange	X	X		2'-3' x 3'-4'	X				1 gal	Deer resistant. Has large, oval, velvety, medium green leaves. Flowers are borne all year.
<b>B-4</b>	Jewels of Opar, Variegated	Talinum paniculatum variegatum	Pink	X	X		1.5'-2' x 1.5'-2'	X	X	X		3 gal	Has creamy, white-edged foliage set off by wiry reddish stems topped with dainty flowers.. Fantastic in containers. Tropical succulent - protect from the cold. Well-drained soil.
<b>B-5</b>	Lespedeza, Little Volcano **	Lespedeza sp. 'Little Volcano'	Red-Purple	X	X		6' x 12'					3 gal	An upright clump clothed with small, dark green leaves. Starting in mid September, stems are smothered with bright red-purple flowers that last until mid October.
<b>B-6</b>	Lespedeza, White Fountain **	Lespedeza	White	X	X		6' x 12'			X		3 gal	Pure white bloomer on arching canes. Cut to the ground in the spring, it will resprout rapidly. In late summer and into fall, the weeping branch tips are clothed in white pea-like flowers.
<b>B-7</b>	Lily, Philippine *	Lillium formosanum	White	X	X	Lt shd	3'-6'					1 gal	Evergreen mounds of dark green foliage, 4' upright stalks of large fragrant, trumpet-shaped flowers. Self seeds.
<b>B-8</b>	Lily, Spider, Acutifolia *	Hymenocallis acutifolia	White	X	X		1'-1.5 x 1'		X	X		1 gal	Easy to grow. While it prefers wet soil, it can be grown in tropical garden soils. The clumps of narrow, fleshy green leaves are topped in June with 18" spikes of blooms.
<b>B-9</b>	Milkweed, Giant, Purple	Calotropis gigantea	Lavender	X	X		Up to 15'		X			2 gal	Host plant for Monarch Butterflies. Constant blooms provide an all season nectar source. Large, thick leaves can sustain more caterpillars. Velvety silver-gray leaves. Protect from freezing weather.
<b>B-10</b>	Rock Rose **	Pavonia lasiopetala	Deep Pink	X	X		2'-3' Mound		X			1 gal	Texas native. This small shrub is woody at the base, bearing light green, velvety, heart-shaped leaves and miniature hibiscus-like flowers, which open in the morning and close in the early afternoon. Responds well to pruning.

\* Plant Parts or Fruit May be Toxic if Ingested

\*\* Drought Tolerant When Established

Perennials (continued)

**PERENNIALS - SUN PERENNIALS - SUN PERENNIALS - SUN PERENNIALS - SUN**  
**REQUIRE FULL AND/OR PART SUN (some may tolerate light shade)**



Row	Common Name	Botanical Name	Color	Light			Ht x W	Attracts				Size	Special Information
													
<b>B-11</b>	Russelia, St. Elmo's Fire	Russelia x St. Elmo's Fire	Red-Orange	X	X		4'-6' x 6'-8'	X				2 gal	Fine foliage, mounded habit, slender, graceful stems, and bright tubular flowers. Moist, well drained soil.
<b>B-12</b>	Sage, Raspberry Autumn **	Salvia gregii 'Raspberry'	Raspberry Pink	X	X		2'-3' x 2'-3"	X	X	X		1 gal	Texas Native. Deer & rabbit resistant. The aromatic foliage has a sweet, herbal scent. Prune occasionally to keep plant tidy.
<b>B-13</b>	Shell Bush, Pink Surprise	Orthosiphon labiatus	Mauve	X	X	Lt shd	4'-5' x 4'-6'	X				2 gal	In Salvia family. Almost heart-shaped leaves and square stems, with a soft hairy texture and scalloped edges. They have minty perfume when handled.
<b>B-14</b>	Skullcap, Fuchsia Fountains	Scutellaria sp.	Fuschia	X			6" - 8"			X		1 gal	A tough plant from Northern Mexico. Forms mounds of tiny foliage, covered with snapdragon-like flowers. Good drainage. A very long-lived perennial.
<b>B-15</b>	Star Fruit	Averrhoa carambola	Pink to Lavender	X			Averages 15'-20'					2 gal	Slow-growing, short-trunked evergreen. Crisp, juicy, and sweet with few seeds. Can be eaten raw, cooked, or used as a garnish. Cold hardy to upper 20's.
<b>B-16</b>	Thunbergia, Mercer Blue	Thunergia battiscombei	Royal Blue	X	X	Lt shd	2'-3' Perennial; 3'-4' Climber					3 gal	Brilliant trumpet-shaped flower with yellow throat. Frost kills it to the ground, but plant returns the following spring. Moist, well-drained soil.
<b>B-17</b>	Turk's Cap, Native Red **	Malvaviscus aboreus v. drummodii	Red	X	X		3'-6' x 3'-6'	X	X			1 gal	Texas Superstar® and Texas Native. Deer resistant. Multi-branching bush can be pruned to desired size. Flowers consist of 2" long petals that fold into each other and create a tight bloom that doesn't 'open.'
<b>B-18</b>	Turk's Cap, Pam's Pink **	Malvaviscus spp.	Coral Pink	X	X		3'-6' x 3'-6'	X	X			1 gal	Deer resistant. A new color of this perennial favorite. Greg Grant created this one by crossing our red native Turk's Cap with the Giant Pink Turk's Cap. Blooms as heartily as the red, but with softer pink swirls perched atop the long branches.
<b>C-1</b>	Verbena, Lemon	Aloysia citrodora	White to Pale Lilac	X			Up to 8' x 8'			X		1 gal	Leaves have a strong aroma and taste of lemon. Leaves and flowers are used for culinary purposes, perfumes, soaps and potpourris. Use fresh or dried. Considered a tender perennial.
<b>C-2</b>	Vine, Tangerine Beauty Crossvine **	Bignonia capreolata 'Tangerine Beauty'	Orange-Red	X	X	Lt shd	30' x 20'	X	X			3 gal	Strong, vigorous, semi-evergreen vine producing bright orange-red trumpet flowers. Tendrils cling to walls, fences, trees and trellises.

\* Plant Parts or Fruit May be Toxic if Ingested    \*\* Drought Tolerant When Established

Perennials (continued)








**PERENNIALS - SUN PERENNIALS - SUN PERENNIALS - SUN PERENNIALS - SUN**

**REQUIRE FULL AND/OR PART SUN (some may tolerate light shade)**

Row	Common Name	Botanical Name	Color	Light			Ht x W	Attracts				Size	Special Information
													
C-3	Vine, Mexican Flame	Senecio confusus	Orange	X	X		10' - 12'	X	X			1 gal	Covers itself with brilliant, daisy-like flowers. Blooms are about 1" and are borne in clusters, turning to almost red as they age. Fast growing. Moist, well-drained soil.
C-4	Vine, Climbing Pink Orchid **	Bauhinia yunnanensis	Pink	X	X		12' - 15'		X			2 gal	Sun loving vine that climbs by tendrils. Does well on a trellis. Starting in the spring and continuing until frost, branches are adorned with 1", pale pink, orchid-like flowers. Moist, well-drained soil.
C-5	Wire Vine - Creeping **	Muhlenbeckia axillaris 'Nana'	n/a	X	X	Lt shd	2"-4" x 2.5'	X			X	1 gal	Deer resistant. Tiny, dark, glossy green leaves cover wiry stems on this evergreen 'creeper.' Great as a groundcover between stepping stones. Very tolerant of foot traffic. Use in hanging baskets, containers, rock gardens, or train to climb a trellis for a unique dense screen.

**PERENNIALS - SHADE PERENNIALS - SHADE PERENNIALS - SHADE**

**REQUIRE PART AND/OR FULL SHADE**








Row	Common Name	Botanical Name	Color	Light			Ht x W	Attracts				Size	Special Information	
														
C-6	Beautyberry, Snowstorm **	Callicarpa japonica 'Snow Storm'	Pink			Lt shd	4'-5" x 4'-6"		X			X	1 gal	White, new foliage emerges in spring turning to a bright green and yellow as it hardens off. Pink blossoms appear in summer followed by bright purple berries throughout the fall and winter.
C-7	Columbine, Hinkley *	Aquilegia chrysantha var. hinckleyana	Yellow		X	X	1'-3" x 1'-3"		X			X	1 gal	Has Earth-Kind® Landscaping designation. Host plant for Columbine Duskywing Butterfly. Moderately deer resistant. An attractive mound of blue-green foliage. Cold and heat tolerant.

\* Plant Parts or Fruit May be Toxic if Ingested    \*\* Drought Tolerant When Established

Perennials (continued)

**PERENNIALS - SHADE      PERENNIALS - SHADE      PERENNIALS - SHADE**

**REQUIRE PART AND/OR FULL SHADE**

Row	Common Name	Botanical Name	Color	Light			Ht x W	Attracts				Size	Special Information
													
<b>C-8</b>	Fig Ivy, Miniature Creeping	<i>Ficus vaccinoides</i>	n/a		Medium to Bright		6" x 15"					1 gal	Low growing, evergreen groundcover with dark reddish brown, delicate stems that lay flat to the ground or mounds slightly, rooting at the internodes in soil or climbing along a low wall or fence. Nice container plant. Likes well-drained soil.
<b>C-9</b>	Ginger, Emerald Chocozebra Siam Tulip	<i>Curcuma x 'Emerald Chocozebra'</i>	Green & Brown Inflorescence; Lavender Flowers		Bright Indirect Light		Up to 2'					1 gal	Lavender flowers emerge from a spike of apple green inflorescence with chocolate-bronze stripes at the base and a bit of chocolate in the throat. Long lasting. Likes moist, well-drained soil.
<b>C-10</b>	Ginger, Giant Pink Dancing Lady	<i>Globba winniti 'Grandiflora'</i>	Mauve Bracts; Yellow Flowers		Bright Indirect Light		2'					1 gal	Produces a long, gracefully arching spike of mauve bracts and tiny yellow flowers that seem to dance in the air. Long, lance shaped leaves on short stems. Likes moist, well-drained soil.
<b>C-11</b>	Ginger, Maejo Jasmine Siam Tulip	<i>Curcuma alismatifolia 'Maejo Jasmine'</i>	White Inflorescence; Purple Flowers		Bright Indirect Light		1.5'-2' - 1'-2'					1 gal	Bright purple flowers emerge from a white inflorescence with a blush of pink shimmer. Slowly multiplies into a beautiful clump. Likes moist, well-drained soil.
<b>C-12</b>	Ginger, Red Torch Curcuma	<i>Curcuma sp.</i>	Pinkish-Red Inflorescence with yellow Flowers		Bright Indirect Light		Up to 10'					1 gal	Yellow flowers emerge from a breath-taking pinkish-red inflorescence. Needs good drainage and room to spread. Likes moist, well-drained soil.
<b>C-13</b>	Iris, Giant Blue Walking * **	<i>Neomarica caerulea 'Regina'</i>	Violet-Blue		Lt shd		3'-5' x 2'-3'					3 gal	This 'cousin' of Blue Walking Iris creates a beautiful vertical accent, forming clumps that average 4' tall. Green, sword-like foliage with 3" wide flowers appear above the leaves. Needs well-drained soil.
<b>C-14</b>	Oxalis, Purple 'Francis'	<i>Oxalis sp. Purpurea</i>	Lavender/ Pink		Lt shd		6" x 1'		X			1 gal	An incredibly showy, little clumping "Shamrock". This seemingly delicate plant is low-maintenance. It replicates itself by steady bulb multiplication, usually in the fall. Moist, well-drained soil.
<b>C-15</b>	Violet, Australian	<i>Viola hederacea</i>	Violet and White		Lt Shd to Shd		4" x 1'		X			1 gal	An outstanding, evergreen groundcover for shade gardens. Forms a lush carpet of bright green foliage. Also looks nice cascading over walls or in hanging baskets. Moist, well-drained soil.

\* Plant Parts or Fruit May be Toxic if Ingested

\*\* Drought Tolerant When Established

**ROSES      ROSES      ROSES      ROSES      ROSES      ROSES      ROSES      ROSES      ROSES      ROSES**

**SUN EXPOSURE: 6 to 8 Hours of Direct Sun Each Day**

Row	Common Name	Class	Year	Fragrant	Bloom Color	Size	Description
<b>D</b>	Belinda's Blush *	Shrub / Pioneer	2015	Yes	Creamy Pink	4' - 6'	A sport of one of our favorite roses, 'Belinda's Dream.' Similar in size and growth habit, this rose offers fragrant, full blooms of a light, creamy pink and that are excellent for cutting. Thornless.
<b>D</b>	Belinda's Dream	Shrub / Earth-Kind ®	1992	Yes	Medium Pink	3' - 6'	Bred by Dr. Robert Basye, a mathematics professor at Texas A&M University. This fast growing shrub is upright and sturdy, has few disease problems, and is covered with an abundance of bluish-green foliage. Flowers are freely produced throughout the growing season with a rich, distinctive fragrance of their own.
<b>D</b>	Brilliant Veranda *	Shrub / Kordes ®	2005	Yes	Orange Blend	2' - 3'	The brightest rose in the Veranda series. The very full flowers are intensely showy. Perfect container plant or useful in a mixed planting.
<b>D</b>	Dame de Coeur	Shrub / Hybrid Tea	1958	Yes	Medium Red	3' - 4'	Has large, double, very fragrant flowers that last well on the bush and in vases. Also known as "The Black Rose," as the red coloration darkens to crimson with age.
<b>D</b>	Desmond TuTu *	Shrub / Kordes ®	2006	Yes	Dark Red	3' - 4'	Very double, dark red roses of moderate fragrance, as well as an upright growth. The Hybrid Tea-like blooms are good for cutting. Foliage is large and shiny.
<b>D</b>	Drift ® - Popcorn *	Shrub	2007	No	Creamy Yellow	1.5' - 2'	Abundant soft yellow blooms that fade to a creamy white, reminiscent of buttery popcorn.. Glossy dark green disease resistant foliage on a vigorous, hardy, carefree shrub. Perfect in perennial or shrub borders, along pathways or spilling over a rock wall. Great container plant.
<b>D</b>	Drift ® - Red *	Shrub	2006	No	Medium Red	1.5' - 2'	Clusters of petite flowers bloom in abundance for an extended season of color. Glossy dark green disease resistant foliage on a vigorous, hardy, carefree shrub. Perfect in perennial or shrub borders, along pathways or spilling over a rock wall. Great container plant.
<b>D</b>	Duchess de Brabant	Shrub / Earth-Kind ®	1857	Yes	Light Pink	4' - 6'	Teddy Roosevelt made this rose his favorite. The cupped pink flower has a cabbagey roundness. Nearly continuously in bloom. The apple green leaves are slightly wavy.
<b>D</b>	Joseph's Coat	Large Flowering Climber	1969	Yes	Multicolored	8' - 12'	The color alone makes this a 'showstopping' rose. Red and yellow, 3" double flowers on glossy foliage. It repeats well in the fall and has a wonderful fragrance.
<b>D</b>	Julia Child *	Shrub / Floribunda	2006	Yes	Medium Yellow	3' - 4'	The fragrance of this rose is a delight to the senses, having a mild licorice scent. Buttery, golden yellow 4" blooms cover this continually blooming plant. Julia Child chose this rose to represent her.

\* Roses with an asterisk \* are trade marked, registered or patented.

**Roses (continued)**

ROSES	ROSES	ROSES	ROSES	ROSES	ROSES	ROSES	ROSES	ROSES	ROSES
<b>SUN EXPOSURE: 6 to 8 Hours of Direct Sun Each Day</b>									
Row	Common Name	Class	Year	Fragrant	Bloom Color	Size	Description		
D	Nacogdoches / Grandma's Yellow	Shrub	Found	Yes	Medium Yellow	3' - 5'	A real eye catcher! Bright yellow blooms appear throughout the growing season on an upright shrub. Excellent for cutting. Very disease resistant.		
D	Peggy Martin	Small Flowering Climber	Found	No	Medium Pink	12' - 15'	Also known as the Hurricane Katrina Rose. Bears clusters of pink shaded flowers that occur from spring through fall. Promoted as thornless, it does have prickles on the backs of the leaves.		
D	Plum Perfect *	Shrub / Kordes ®	2013	No	Mauve	3' - 4'	The most charming aspect of this rose is the unique color of its slightly double flowers. To create contrast in the garden, use this rose amongst plantings of yellow and orange.		

\* Roses with an asterisk \* are trade marked, registered or patented.

DAYLILIES	DAYLILIES	DAYLILIES	DAYLILIES	DAYLILIES	DAYLILIES	DAYLILIES	
<b>EXPOSURE: FULL SUN</b>		<b>BLOOM PERIOD: APRIL - JULY</b>					
Row	Common Name	Bloom Season	Potted or Bare Root	Bloom Size	Foliage Type	Height	Description
E	Addie Branch Smith	Mid	Potted	4"	Dormant	20"	Orchid rose blooms with a dark purple eyezone above superb, dark green foliage.
E	Blushing Summer Valentine	Early + Rebloom	Potted	5"	Semi-Evergreen	24"	Light buff pink with a vivid burgundy maroon eyezone and a matching edge.
E	Chicago Ruby	Mid + Rebloom	Potted	6"	Semi-Evergreen	27"	Deep ruby red with a small yellow throat; with thick stems and vigorous performance. Awarded of Merit.
E	Chorus Line	Early + Rebloom	Potted	3.5"	Evergreen	20"	Medium pink blooms around a darker rose halo and a small chartreuse throat. Very fragrant. Award of Merit, All-American Daylily Selection, Lenington All-American Award, Annie T. Giles Award for Best Small Flower, L Ernest Plouf Award for Fragrance.
E	Dublin Elaine	Mid & Rebloom	Potted	5.5"	Dormant	32"	Double, pink self with green throat and matching edge. All American Daylily Selection, Award of Merit, Honorable Mention.
E	Joan Senior	Early Mid + Rebloom	Potted	6"	Evergreen	25"	Near white self with lime green throat. Lenington All-American Daylily Selection, Award of Merit.
E	Lullaby Baby	Early + Rebloom	Potted	3.5"	Evergreen	19"	Beautiful near-white blooms with soft pink blush. Lenington All-American Award, Annie T. Giles Award for Best Small Flower, Award of Merit.



Daylilies (continued)

**DAYLILIES      DAYLILIES      DAYLILIES      DAYLILIES      DAYLILIES      DAYLILIES      DAYLILIES**







**EXPOSURE: FULL SUN      BLOOM PERIOD: APRIL - JULY**

Row	Common Name	Bloom Season	Potted or Bare Root	Bloom Size	Foliage Type	Height	Description
E	Mauna Loa	Early Mid	Potted	5"	Dormant	22"	Amber gold blend with wire edge pf deep red, and light green throat. Award of Merit.
E	Parden Me	Mid-Late + Rebloom	Potted	2.75"	Dormant	18"	Fragrant. Bright red self with yellow green throat. Donn Fischer Award for Best Small Flower, Award of Merit.
E	Prairie Blue Eyes	Mid	Potted	5.25"	Semi-Evergreen	28"	Lavender with near blue eyezone and green throat.. Award of Merit, Honorable Mention.
E	Real Wind	Mid Late	Potted	6.5"	Dormant	27"	Light peachy orange blooms with a deep rose eyezone. Award of Merit.
E	Ruffled Apricot	Early Mid	Potted	7"	Dormant	28"	Apricot with lavender pink midribs and golden apricot eyezone. Winner of Stout Medal - daylily's highest award.
E	Wayside King Royale	Early Mid	Potted	6"	Dormant	36"	Fragrant. Deep purple self with a green throat.

**BERRIES      BERRIES      BERRIES      BERRIES      BERRIES      BERRIES      BERRIES      BERRIES**







Row	Fruit	Variety	Cold Hardy Hours (See Page 12)	Description
C-11	Blueberry	Climax - Rabbiteye	450	Early ripening. Most of the fruit ripens in a short period of time. The crop load is moderate to high. Often used in cooking, baking and preserves.
C-12	Blueberry	Tifblue - Rabbiteye	650	Late ripening. Large, light blue fruit. The bush is vigorous and very productive. More cold hardy than most Rabbiteye varieties, and should be the predominant variety in any planting.
C-13	Blueberry	Jewel - Highbush ** NEW VARIETY **	200	Early-mid season. Tangy flavor. It's upright habit makes it a great landscape plant. Low chill hours. Long harvest period.
C-14	Blueberry	Rebel - Highbush ** NEW VARIETY **	400	Early season. Very vigorous, slightly spreading growth habit. Large berries. Produces abundant fruiting wood annually. Very low acid.
C-15	Blackberry	Arapaho	400 - 450	Eager grower. Early producer. Tall, erect canes yield extra-tasty fruit with exceptionally small seeds. New canes come up from the roots to increase productivity. Summer-bearing floricanes. Early to mid season. Ripens in mid June.
C-16	Blackberry	Natchez	400 - 500	Crops early in the season and has a semi-upright, spine-free growing habit. It has a consistent average berry weight of 9 grams.
C-17	Mulberry	Dwarf		Easy-to-grow, abundant producer of sweet medium-sized fruit performs well in pots yielding several crops per year even during the first season. If grown in pots, can be kept under 2' with moderate pruning. In the ground, they turn into a large bush.

FRUIT TREES		FRUIT TREES		FRUIT TREES		FRUIT TREES		FRUIT TREES		FRUIT TREES	
Row	Fruit	Variety	Cold Hardy Hours (See Page 12)	Description							
D-1	Nectarine	Sunhome ** NEW VARIETY **	250	Semi-freestone fruit with beautiful dark red foliage in early spring and a beautiful ornamental pink bloom.							
D-2	Pear	Asian 20th Century	300 - 400	Productive and ornamental tree bears heavy yields of uniform, very juicy, sweet fruits that ripen from mid-August to October. Perfect choice for canning and freezing. Bears a smaller initial harvest and then produces more and more each year. Highly ornamental, this tree is covered with sweetly fragrant, bright white blooms in the spring. In the fall, foliage turns brilliant orange-red.							
D-3	Persimmon	Native (Female) ** NEW VARIETY **		Smaller soft fruit, with excellent nutty flavor.							
D-4	Plum	Burgundy	250-350	Medium sized, reddish, purple-colored fruit has a deep red, mellow, sweet flesh. This tree is self-fertile. Fruit ripens in early July, but keeps well on the tree until mid August.							

HERBS		HERBS		HERBS		HERBS		HERBS		HERBS		HERBS		HERBS	
Row	Variety (Subject to Availability)		Height x Spread	Light			Annual / Perennial	Attracts			Description				
															
D	Basil - Boxwood		1' x .5'	X			Annual				X	Attractive, small leaved, dense plant. Great in the garden or the kitchen. Taste is sweetly spicy and best used in salads, pesto or pasta sauce. Grows well in container on patio or balcony.			
D	Basil - Genovese		up to 24"	X			Annual				X	Italian variety has extremely tender, extra-large leaves. Superb for pesto. Slow to bolt.			
D	Basil - Lime		1.5' x 1.5'	X			Annual				X	Delicious citrus flavor great for fish. Flavor is not too overpowering.			
D	Basil - Red Rubin (Purple)		.5' x 2'	X			Annual		X	X		Has a stronger flavor than Sweet Basil, and with reddish-purple leave, creates a unique look in salads. Has great ornamental appeal in the garden and in patio containers.			
D	Basil - Sweet		2'-2.5' x 1.5'	X			Annual		X	X		Has large leaves that are fast and easy to grow, so you can make your own pesto to freeze for year-round use. Great for containers. If you were to grow only one herb, this should probably be it.			
D	Basil - Thai		18" x 18"	X			Annual				X	Stronger than sweet basil, with a hint of licorice flavor. Leaves have purple stems.			
D	Basil - Valentino (Italian)		1.5' x 1'	X			Annual				X	Very fragrant and tasty with beautiful large, bright green, crinkled, aromatic leaves. Particularly appreciated for its compact growth. Can be used dried or fresh. A favorite with French cooks. Excellent for dressings, sauces, beans, peppers and eggplant.			







\* Dear Resistant    \*\* Drought Tolerant When Established

Herbs (continued)

HERBS										
HERBS	HERBS	HERBS	HERBS	HERBS	HERBS	HERBS	HERBS	HERBS	HERBS	
Row	Variety (Subject to Availability)	Height x Spread	Light			Annual / Perennial	Attracts			Description
										
D	Chives - Garlic * **	1.5'-2' x 1'	X			Perennial		X	X	Also known as Chinese leeks, garlic chives impart oniony flavor with a distinct garlicky overtone. Young leaves are most tender and work well in egg dishes, soups, marinades and Asian cooking. White, edible flowers appear in summer.
D	Chives - Onion * **	1' x 1'	X			Perennial		X	X	Contributes an onion flavor to salads, creamy soups, potatoes, egg dishes and others. Great for containers, and also makes a neat border.
D	Cilantro/Coriander - Santo	1' to 2' upright				Annual	X	X	X	This variety is a slow-bolting selection grown for it's leaves. Like the leaves (cilantro) and seeds (coriander), the flowers are also edible. Very mild flavor.
D	Dill *	36" x 18"	X	X		Annual	X	X	X	Pickles, salad dressing, seafood, potatoes, and cucumbers: these are just a few of dill's culinary dance partners, making it a favorite in the herb garden.
D	Lavender - Goodwin Creek * **	2'-3' x 2'-3'	X			Perennial	X	X	X	A hybrid variety of French lavender and one of the most ornamental cultivars that showcases the many attributes of this herb. Good choice for use in potpourri, sachets and perfumes.
D	Lavender - French * **	3' +	X			Perennial	X	X	X	Not usually used as a culinary lavender. Best used as an ornamental and in dried flower arrangements.
D	Lemongrass	3'-5' x 2'-3'	X	X		Perennial	X	X	X	Strongest lemon flavor is in lower end of stem (small bulb) section. Makes a great tea and adds lemon flavoring to dishes of many Asian cuisines. Harvest stem down to ground level and chop like a scallion.
D	Mint - Mojito *	2' x 2'	X	X		Perennial	X	X	X	Genuinely Cuban, this spectacular culinary herb provides the distinct and complex taste of the celebrated beverage. Not just great in drinks, it also makes a great seasoning for meats and confections.
D	Mint - Peppermint *	1' - 2' x 2'	X	X		Perennial	X	X	X	A hybrid mint: A cross between watermint and spearmint. Crush fresh leaves into water for a refreshing beverage, or add to tea or coffee. Violet blooms from late spring through summer.
D	Mint - Spearmint *	1.5'-2' x 2'	X	X		Perennial	X	X	X	Has a strong flavor and fragrance that is released by simple bruising. It is the best mint variety for hot and cold drinks Toss bruised leaves into ice water for a refreshing summer drink or add to iced tea.
D	Oregano – Greek (glossy leaves) * **	1' x 1.5'	X			Perennial		X		Enjoy on pizza, in egg dishes, and in tomato sauces. Perfectly suited for a container. In the ground, it makes a ground-cover-like mat.
D	Oregano – Italian (dull, petite leaves) * **	2' x 1.5'	X			Perennial		X		Major ingredient in Italian cuisine. An easy-growing plant for garden or container. In the garden, can be used as an edging plant.

\* Dear Resistant    \*\* Drought Tolerant When Established

## Herbs (continued)

HERBS	HERBS	HERBS	HERBS	HERBS	HERBS	HERBS	HERBS	HERBS	HERBS	
Row	Variety (Subject to Availability)	Height x Spread	Light			Annual / Perennial	Attracts			Description
										
D	Parsley - Curled *	1.5' x 1'	X	X		Annual		X		Pairs well with meat and egg dishes, potato and pasta dishes, vegetables, rice, salads and soups. Add chopped to a dish near the end of cooking or sprinkle on immediately before serving.
D	Parsley - Italian *	1' - 1.5' x 3" - 4"	X	X		Annual		X		At first the foliage might be confused with cilantro. But it's flavor is distinctly parsley and it is favored for it's deep flavor, which some say holds up better in cooking than curly parsley.
D	Sage - Culinary * **	24" x 24"	X	X		Perennial	X	X	X	The traditional herb for poultry stuffing and a natural partner for pork, sausage and cheese. Has soft-colored foliage and lovely purple-blue flower spikes.
D	Sage - Purple * **	1' - 1.5' x 1'	X	X		Perennial	X	X	X	Will maintain a nice round shape with minimal pruning. If you're known to neglect plants now and then or live in a dry region, then this is definitely the plant for you. Leaves have a musky, spicy aroma. Use in sausages, stuffings, omelettes and teas.
D	Thyme - Mother of Thyme *	1' x 1'	X	X		Perennial		X	X	The traditional variety of this herb. In addition to being a delicious culinary herb, it is an insect repellent and will keep your garden pest free. It is a robust grower, making a good ground cover.

\* Dear Resistant    \*\* Drought Tolerant When Established

## Cold Hardiness

Many types of fruits and nuts grow well in home orchards in Harris and surrounding counties. The first key to a successful harvest is to select varieties best suited to our subtropical climate. One of the most important considerations in selecting an appropriate plant is its temperature requirements.

Aside from knowing how much cold a plant can stand, it is also important to know how much cold it needs. Stone and pome fruit trees need a period of winter rest or dormancy, when temperatures are between 32°F and 45°F for flowers and leaf buds to develop normally. When enough chilling accumulates, the buds are ready to grow in response to warm temperatures. If the buds do not receive sufficient chilling temperatures during winter to completely release dormancy, trees may develop physiological symptoms such as delayed and extended bloom, delayed foliation, reduced fruit set and reduced fruit quality.

Different species and varieties of stone and pome fruit trees have different chilling requirements. It is important to know the chilling requirements of the varieties you select and to select varieties with chilling requirements most closely matched to your area. Thus, knowing your local chill hours is helpful for selecting the right tree.

## Annual Average Chill Hours within the Harris County Area

Pasadena and the Galveston Bay area on the south side of the county receive approximately 350–450 chill hours.

Downtown Houston receives approximately 450 hours.

Cypress, the Woodlands, Kingwood area receive approximately 600 hours.

## Herb Harvesting Tips

**Basil** should be harvested before the plant flowers. The leaves have more flavor when harvested in the morning. The young, top leaves taste the best, and should be used fresh; the older leaves may be used for vinegar and pesto. Cut a few stems but never more than 1/3 of the plant. Wash stems, gently shake dry, and strip the leaves off the stem. Do not pluck a few leaves to use at a time. This will stunt growth and force it to flower. After it flowers it will die back. Keeping it trimmed encourages foliage growth. If there is any chance of temperature dropping to 32° F, harvest crop immediately; basil is very frost sensitive.

Cut **Chive** leaves with scissors when required, starting with the outside leaves (those nearest the edge of the pot) and working your way inwards. Always leave 2" of leaves remaining. The leaves rapidly grow back and can be cut several times in the growing season.

The herb leaf is called **Cilantro** and the herb seed is called **Coriander**. They grow from the same plant. Snip cilantro leaves for fresh use after the plant is 6 inches tall or more. Pick just the top 2 to 3 inches to ensure continuous growth. Continue picking leaves until the plant flowers. Snip off the tops of stems before the plant flowers for continued harvest of leaves. For coriander seeds, allow plants to flower; seed will be ready for harvest 2 to 3 weeks after flowering when they turn light brown. The seeds are small, only about 1/8 inch in diameter. Harvest them when they dry but before they fall to the ground.

Cut **Dill** stems fresh as you need it, cutting no more than 1/3 of the plant. If not kept cut, your dill will go to seed, so cut often until you are ready to switch to seed production. If you find that you have cut more than you can use, dry the excess in the microwave. Spread the dill in a single layer on a paper towel and microwave on high for 2 to 3 minutes. After microwaving, remove and discard the hard stems, crumble the leaves, and store in an airtight container protected from light. Once seed heads begin to form, it's time to stop cutting dill for fresh use. Allow the seed heads to develop and dry completely, then cut them. You'll be able to remove the seeds easily with your fingers.

Harvest **Lavender** around the end of June or first part of July in the early morning when the oils in the plant are strongest. Cut stems that are almost fully in bloom and spread them out loosely on a screen to dry or bind several stems together with a rubber band and hang upside down in a dry, airy space to dry. Remove the lavender buds from the stems by placing the rubber band-bound stems into a clean pillowcase. Roll it up and gently press and roll it on a flat surface. Scoop the buds out of the pillowcase and sift through to remove any large debris. Bare water soaked stems can be used as skewers for meat. A few lavender buds on the embers of a campfire repels mosquitoes. Lavender is not suitable for freezing.

The most edible part of **Lemongrass** is near the bottom of the stalk. This is where you'll want to snap or cut off your lemongrass. Begin with older stalks first and look for those that are anywhere between 1/4- to 1/2-inch thick. Then either snap it off as close to the roots as possible or cut the stalk at ground level. You can also twist and pull the stalk. Don't worry if you wind up with some of the bulb or roots. After you have harvested your lemongrass stalks, remove and discard the woody portions, as well as the foliage (unless you intend on using and drying the leaves for teas or soups). While most people pick lemongrass to use right away, it can be frozen for up to six months if needed.

Harvest **Mint** leaves at any size by pinching off stems. For a large harvest, wait until just before the plant blooms, when the flavor is most intense, then cut the whole plant to just above the first or second set of leaves. In the process, you will remove the yellowing lower leaves and promote bushier growth. Three harvests per season are typical for mint.

**Oregano** is best when used fresh, although it dries well and retains much of its flavor. For fresh use, snip leaves or small sections of the plant after it has reached six inches in height. Keeping oregano clipped in this way will help the plant to bush out and encourage more foliage growth. For the strongest flavor do not harvest until just before flowering if planning to dry and store in bulk. Bind stems together and hang in a cool and airy place to dry. Another method for drying is to wrap the fresh leaves and stems in a paper towel for several days. Strip the leaves from the stem once dry and store in an airtight container.

Snip away the stems of the **Parsley** plant nearest the outside with gardening scissors after the plant has established. As you need more parsley, work your way into the center of the plant from the outside first. Be sure to cut the stems as close to the base of the plant as you can. Do not harvest more than 1/3 of the parsley at a time. Stems have more flavor and can be diced and used as well as the leaves. Parsley leaves may also be dried for later use, but are not as flavorful as fresh.

















\_\_\_\_\_

|













